



SGM-250

PROFESSIONAL DUAL POWERED
SHOTGUN MICROPHONE

Owner's Manual

SAFETY CAUTION

- Do not take apart the microphone or modify it in any way. Doing so will void the warranty and could potentially cause fire or injury.
- Do not store or operate the microphone in environments of extreme temperature or near a heat source.
- Do not store or operate the microphone where it may be exposed to rain or any other source of moisture.

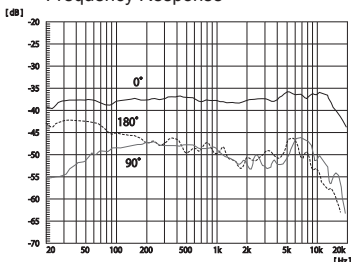
Product Highlights

- Newly developed electret condenser microphone element delivers the best sensitivity and lowest noise in its class
- Switchable, dual power source: AA battery (not included) or DC48V phantom power
- Custom designed acoustic tube with high precision phase canceling slots produces a flat frequency response with excellent directionality and wide dynamic range
- Switchable low-cut filter for attenuating low frequency noise
- Brass / aluminum alloy case for improved resistance to ambient RF and durability
- Gold plated, 3-pin XLR output connector for improved resistance to aging

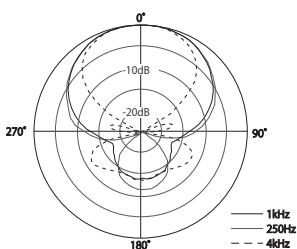
Specifications

Freq. Resp.:	20 Hz – 20 kHz
Low-Cut Filter:	Selectable @160 Hz, 3 dB/Oct
Polar Pattern:	Super-cardioid
Sensitivity:	-38 dB at 1 kHz (0 dB = 1 V/Pa)
Dynamic Range:	115 dB
Impedance:	120 Ω (at 1 kHz)
Max Input SPL:	132 dB SPL (1 kHz at 1% T.H.D.)
S/N Ratio:	77 dB (1 kHz at 1 Pa)
Power Req.:	DC 11-50 V Phantom / AA battery
Output:	3-pin XLR
Dimensions:	250 mm x 21 mm (9.84" x 0.83") (Length x Diameter)
Weight:	160 g (5.65 oz)
Accessories:	Shock mount holder, windscreen & carrying pouch

Frequency Response

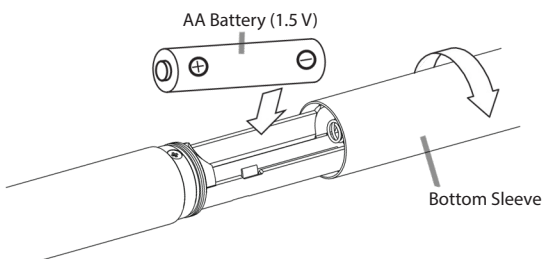


Polar Pattern



The Azden SGM-250 can operate on either a single AA battery or standard 48V phantom power. The user may select the desired power mode via the Power Switch.

To install a battery, first unscrew the bottom metal sleeve by turning it counter-clockwise while holding the upper barrel of the microphone still. Pull the bottom sleeve down to uncover the battery compartment and stop when you feel resistance (the sleeve will remain attached). Insert a new AA battery, matching the polarity indicated on the battery compartment. Once the battery is installed, push the bottom sleeve back up and screw clockwise to tighten. Tightening should be smooth and easy. Do not force the sleeve as you tighten or you may damage the threads.



Power Switch

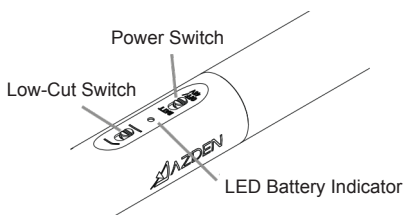
BATT ON: Turn the switch to this position when using battery power.
OFF / 48V: Turn the switch to this position when using phantom power and/or not using the microphone. (If the switch is left in the "BATT ON" position, it will keep drawing power from the battery.)

Low-Cut Switch

— Flat position (low-cut filter off)

⤴ Low-cut filter on

* Do not operate the low-cut switch while recording as doing so may cause noise.



LED Battery Indicator

When the power switch is turned to "BATT ON"

- LED comes on briefly and turns off: The battery has sufficient power.
- LED comes on blinking: The battery has low power.
- LED does not come on: Either there is no battery installed or the battery is dead.

Typical total battery life with the SGM-250 is 100 hours. When the LED blinks, the battery will have about 10 hours of use remaining, however, audio quality will soon start to diminish. It is recommended that you change the battery once you see a blinking LED.

The Azden SGM-250 comes with a custom shock mount and foam windscreen.

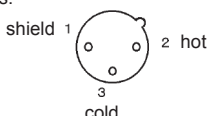


Shock absorbing camera-mount mic clip (SMH-2)



High quality foam windscreen (WS-250)

XLR output pin assignments:



REGISTER FOR YOUR 10 YEAR WARRANTY



Congratulations on your purchase of the Azden SGM-250 Professional Dual Powered Shotgun Microphone.

All Azden products come with a two (2) year limited warranty. The warranty for the SGM-250 may be extended to ten (10) years.

To obtain your 10 year warranty, please register your microphone online at www.azden.com/warranty* within 90 days from the date of purchase.

*Azden's 10 year warranty is not available in all countries and not all Azden products are eligible. See www.azden.com for details.

Azden Two Year Limited Warranty

Azden Corporation warrants, to the first purchaser, that the Azden brand product purchased is free from defects in material and workmanship. Azden's sole obligation under this warranty shall be to provide, without charge, repair or replacement (at Azden's sole discretion), within two years from the date of purchase. A dated receipt is required to establish the date of purchase and no registration is necessary to receive warranty service under this two year limited warranty. The cost to ship a failed product to and from Azden or to its dealer shall not be covered by this warranty.

This warranty is the sole and exclusive express warranty given with respect to the product and all other warranties, expressed or implied, are hereby excluded. Neither Azden, nor the dealer who sells this product, is responsible for indirect, incidental or consequential damages.

This warranty does not extend to any defect, malfunction or failure caused by misuse, abuse, accident, act of God, faulty hookup, unauthorized modification, connecting this product to equipment for which this product is not intended or defective associated equipment.

Customers in the Asian and Oceania markets contact:

Azden Corp., 1-12-17 Kamirenjaku Mitaka-shi, Tokyo, 181-8533 Japan
phone - 81-1-422-55-5115 (Japan) • fax - 81-1-422-55-0131 (Japan)
www.azden.co.jp • email - sales@azden.co.jp

Customers in the North/South American and European markets contact:

Azden Corp., 200 Valley Rd. Ste 101, Mt. Arlington, NJ 07856
phone - +1 973.810.3070 • fax - +1 973.810.3076
www.azden.com • email - sales@azden.com